

PAVIGYM

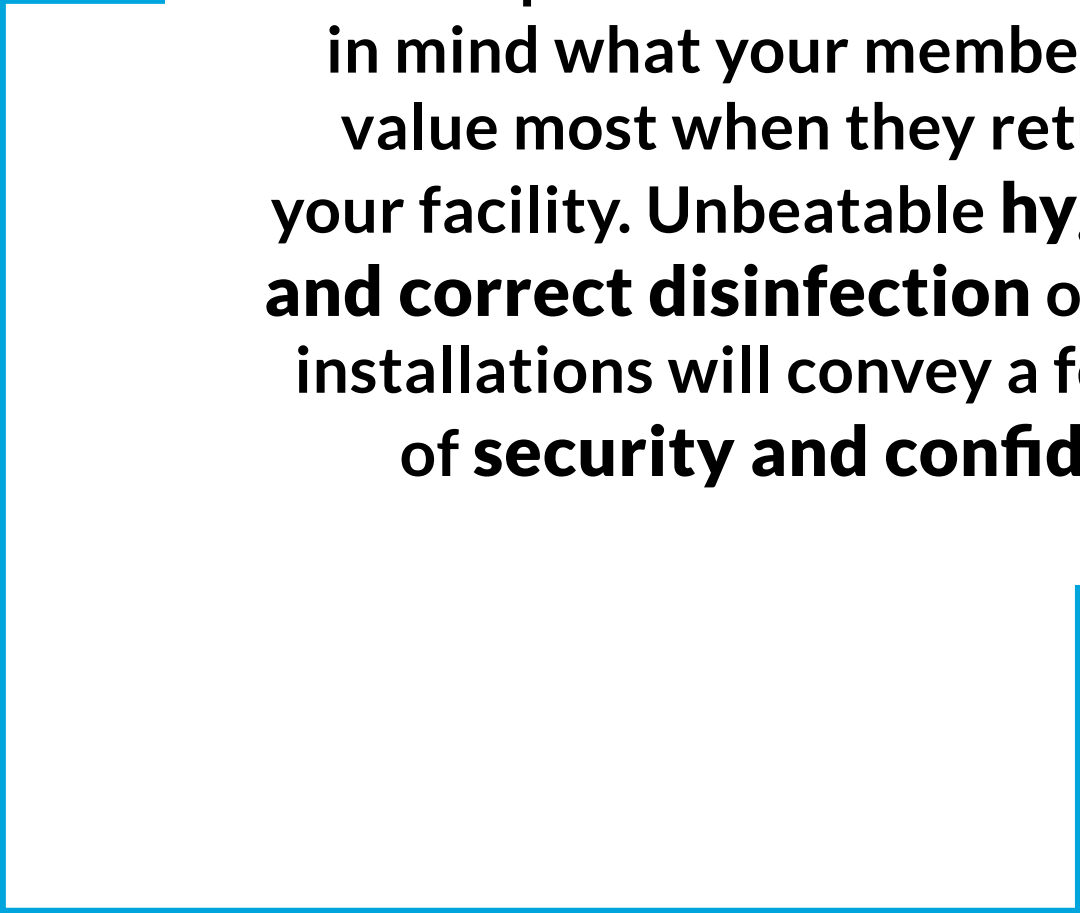
THE BASIS OF FITNESS

Cleaning & disinfection

Is your floor hygienic?
Are you taking special measures to combat COVID-19? We at Pavigym are, and we want to help you.

A gym owner's guide to floor cleaning and disinfection to ensure a space **free from**

COVID-19



During these uncertain times, it's more important than ever to bear in mind what your members will value most when they return to your facility. Unbeatable **hygiene and correct disinfection of your installations will convey a feeling of **security and confidence**.**

Our priority is to ensure the health and security of users while preventing unnecessary risks, which is why we're documenting all the measures necessary to ensure that your flooring is correctly disinfected and free from viruses and bacteria, based on hygiene recommendations from international health authorities.

Though the origin of this virus is not yet been confirmed, it is now known to spread from person to person.

Standard recommendations to prevent infection include regular hand washing, covering the mouth and nose when coughing and sneezing, and maintaining social distance.

However, these measures may not be enough to ensure your facility is totally free of COVID-19.

Therefore, we have prepared this list of suitable disinfectant cleaners and disinfection strategies recommended to help control or prevent the spread of dangerous pathogens.



1. Disinfectant Cleaner Dr. Schütz

The Dr. Schütz Disinfectant cleaner shows viricidal activity against enveloped viruses* and is therefore also effective against the Coronavirus.

A liquid concentrate, for the antiseptic wiping of hard, water-resistant, surfaces. Kills bacteria, fungus, algae and viruses. Tested according to the German standard methods of DGHM/VAH.

*as stipulated by the EN
14476: 2013 + A2 2019

Advantages

- Effective on water-resistant surfaces.
- Kills bacteria, fungi and viruses.




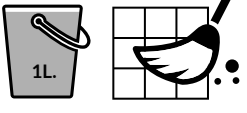


Marketed by Dr. Schütz

Find your local distributor: <https://www.dr-schutz.com/en/dr-schutz/retailer/contact/>





Where to use it

Suitable for all Pavigym flooring solutions.

How to use it

DAILY CLEANING		
For daily cleaning.	<p>1  Vacuum.</p>	<p>2  25ml + 1L.  25ml Jontec Tensol for each liter of solution. (1L. per 25m²)</p>
	<p>3  1L.  Apply with microfibre mop. Use different mops for different products (including water).</p>	<p>4  Leave to dry completely.</p>

● The Scrubber drier can be used for these steps.

DISINFECTION	
After daily cleaning.	<p>1  250ml + 5L.  Dilute Dr. Schütz cleaner with a ratio of 1:20 (250 ml in 5 litres of water)</p>
	<p>2  1L.  Wep-mop the floor</p>

Technical data

See data sheet here:

- [Product Information Disinfectant Cleaner](#)
- [Safety Data Sheet Dr Schutz Disinfectant Cleaner](#)
- [Safety Data Sheet US Dr. Schutz Disinfectant Cleaner](#)
- [Desinfektionsreiniger Konzentrat VAH-Zertifikat](#)



2.

Sprint Emerel Antibac (Bactericidal cleaner & disinfectant)

Sprint Emerel Antibac is a general cleaner & disinfectant is a general residual action disinfectant cleaner that cleans and disinfects all types of surfaces.

Advantages


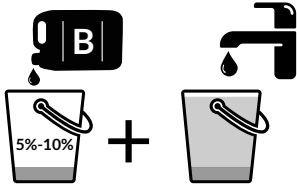


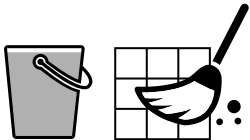

- Cleans and disinfects.
- Powerful direct germicide.
- Residual action and deodoriser.
- Same efficiency with all kinds of water.

Marketed by Diversey.
Find your local distributor:
<http://diverseysolutions.com/>

Where to use it

Suitable for all Pavigym flooring solutions.

How to use it

BACTERICIDAL CLEANER & DISINFECTANT		
1  Vacuum.	2  Prepare the mix (between 5 and 10% concentration).	3  Mop the floor.
4  Leave for 5 minutes.	5  Rinse well with clean water.	6  Leave to dry.



3.

Detergent Cleaner & Disinfectant SUMA BAC D10

Suma Bac D10 by Diversey is a detergent cleaner & disinfectant that cleans and disinfects all types of services in just one step. It's perfect for eliminating viruses, bacteria, and a wide variety of microorganisms.

Advantages

- One product for cleaning and disinfecting.
- Effective against viruses and a wide range of microorganisms.
- Helps improve safety and hygiene.
- Available in 2-litre and 5-litre containers.




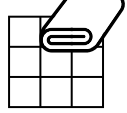

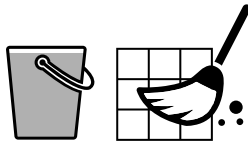
Marketed by Diversey.

Find your local distributor: <http://diverseysolutions.com>

Where to use it

Suitable for all Pavigym flooring solutions.

How to use it

DETERGENT CLEANER & DISINFECTANT		
1  10%-40% +	 1L.	Add concentration of 10-40 ml per litre of hot water.
2 		Remove loose dirt.
3 		Apply the solution with a cloth or brush
4  Leave for at least 5 minutes. Do not dry.	5 	Rinse thoroughly with clean water.
	*	For very dirty areas, increase the concentration of Suma Bac D10, ensuring you rinse thoroughly to remove any residue.

— DATA SHEET: [Click link.](#)

— SAFETY DATASHEET: [Click link.](#)

To purchase any of these products you can contact the supplier directly, or contact us and we'll arrange everything for you.

If you have any questions or doubts, please feel free to write to us at info@pavigym.com

www.pavigym.com

PAVIGYM

THE BASIS OF FITNESS